

Compliance Tracker

January 2023




Demo Practice

Region - MO

[+ Code Checker Appendix](#)

SELECT A SPECIES:





Compliance Summary

January 2023

Vetsource

Annual Exams ?

249 / 258

Patients

Benchmark 97.9%



Key Compliance Numbers

Your Practice 96.5%

Wellness
Bloodwork



46%

▲ 24%
▼ 14%

above regional benchmark
down from January 2022



46%

▲ 24%
0%

above regional benchmark
up from January 2022

Fecal
Test



87%

▲ 26%
0%

above regional benchmark
up from January 2022



39%

▲ 11%
▼ 1%

above regional benchmark
down from January 2022

DHPP
Vaccination

81%

▼ 6%
▲ 11%

below regional benchmark
up from January 2022

FVRCP
Vaccination

86%

▲ 2%
▲ 1%

above regional benchmark
up from January 2022

Provider Superstar ?



Jason Wisoky

Feline Wellness Bloodwork
Heartworm Testing

▲ 16.5% above practice average

▲ 8.2% above practice average



Monthly Achievements

Tick Pathogen Test

▲ 39% above regional benchmark

Canine Rabies Vaccination

▲ 12% up from January 2022



Areas to Review

Feline Rabies Vaccination

▼ 10% below regional benchmark

Canine Wellness Bloodwork

▼ 14% down from January 2022

Compliance Trends – Canine ?

How has your practice's compliance changed over the past 24 months?
How does your practice compare to other practices in your region (MO)?

Current Year

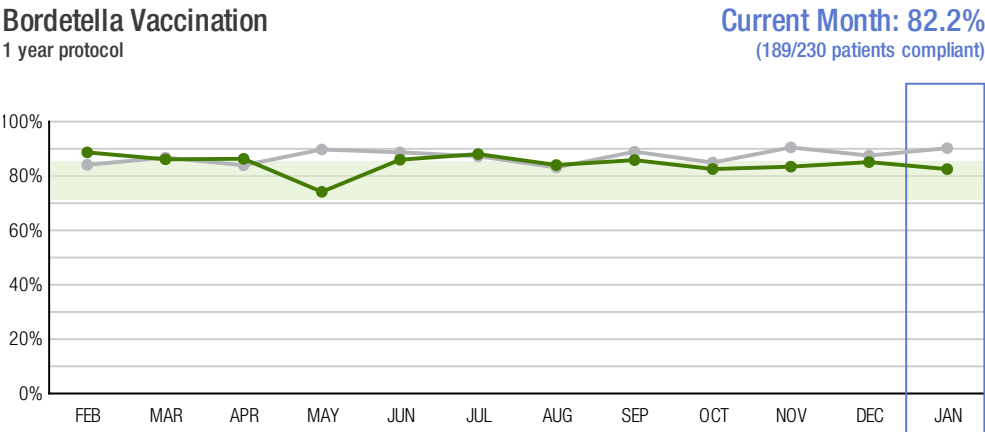
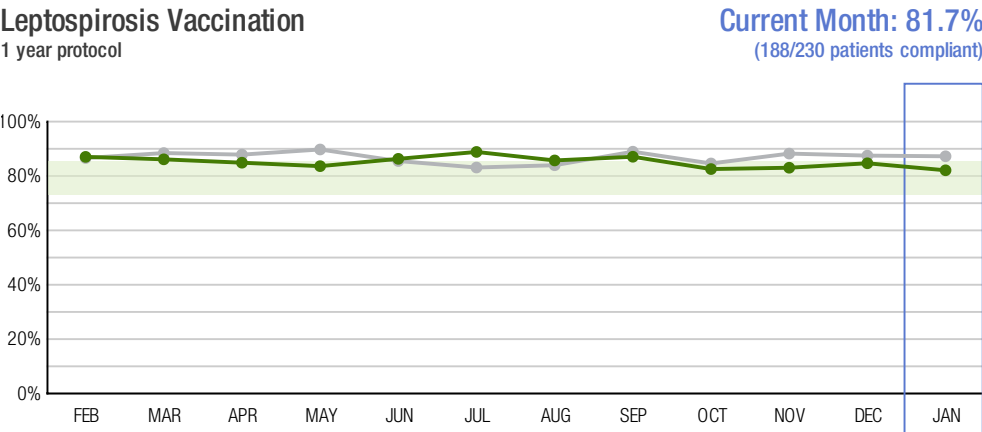
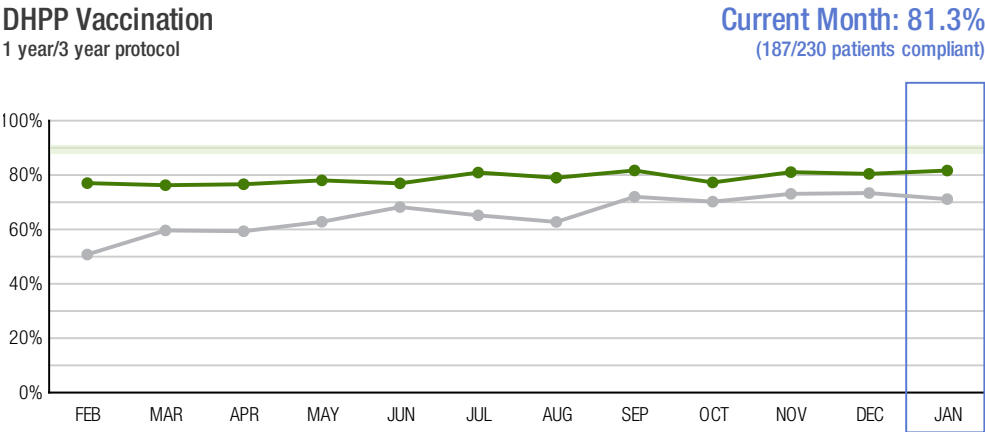
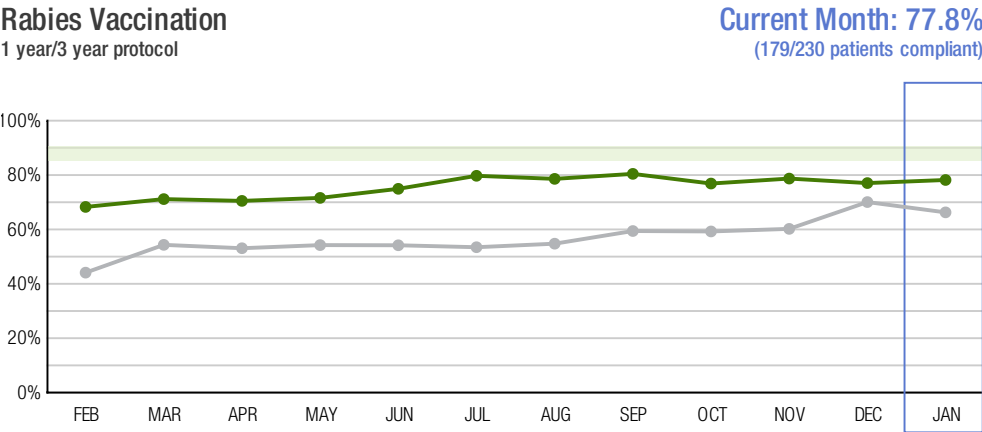
Optimal Benchmark Range ?

Previous Year

[- Patient Audit Appendix](#)

[- Benchmark Numbers Appendix](#)

ALL CANINES



Compliance Trends – Canine ?

How has your practice's compliance changed over the past 24 months?
How does your practice compare to other practices in your region (MO)?

Current Year

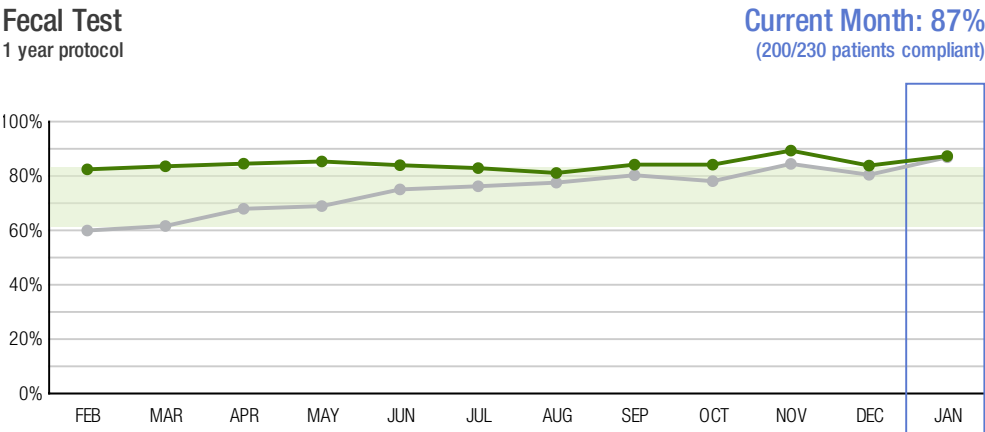
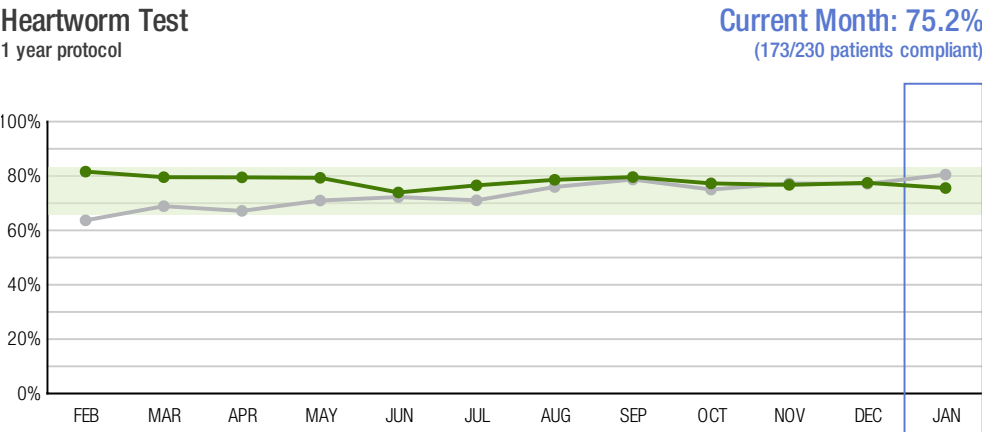
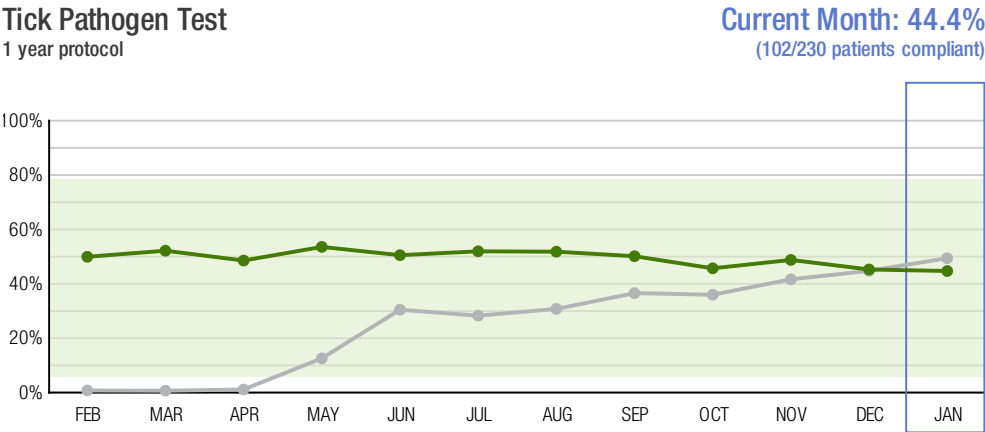
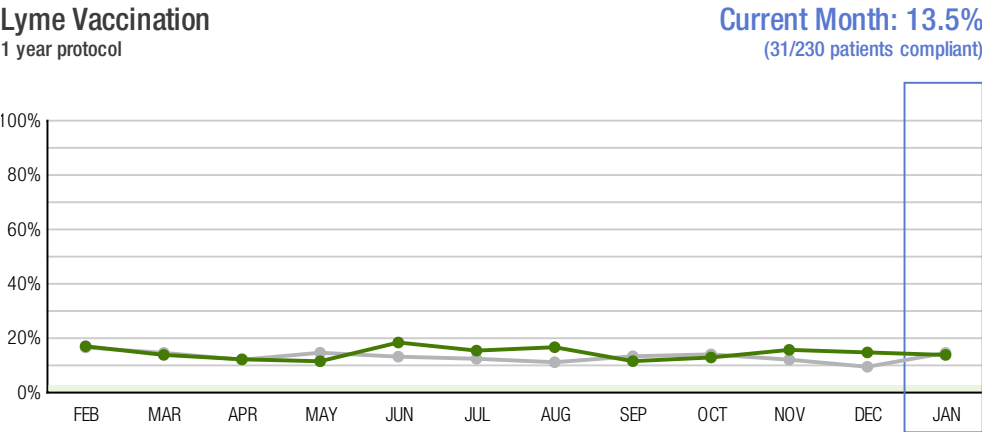
Optimal Benchmark Range ?

Previous Year

[- Patient Audit Appendix](#)

[- Benchmark Numbers Appendix](#)

ALL CANINES ▼



Compliance Trends – Canine ?

How has your practice's compliance changed over the past 24 months?
How does your practice compare to other practices in your region (MO)?

Current Year

Optimal Benchmark Range ?

Previous Year

[- Patient Audit Appendix](#)

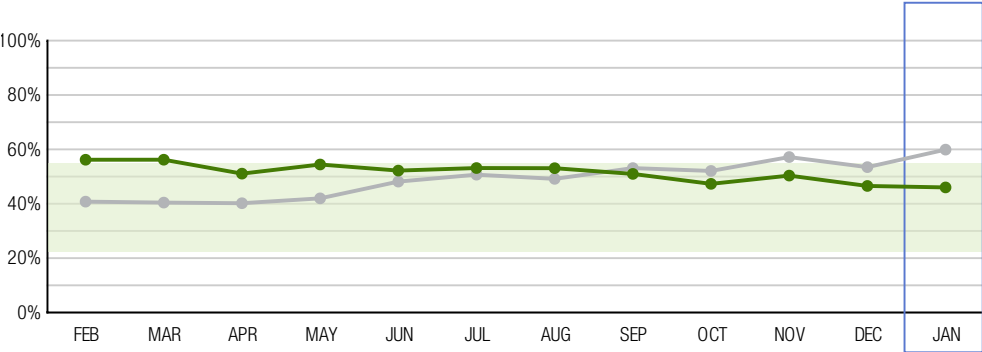
[- Benchmark Numbers Appendix](#)

ALL CANINES

Wellness Bloodwork ?

1 year protocol

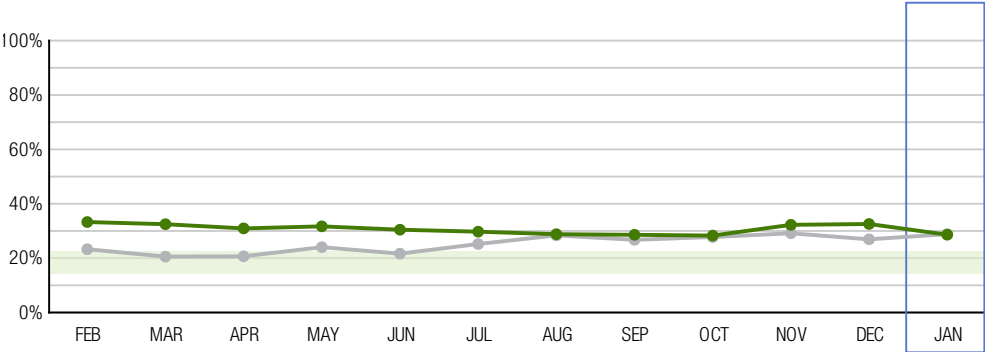
Current Month: 45.6%
(105/230 patients compliant)



Dental Prophylaxis

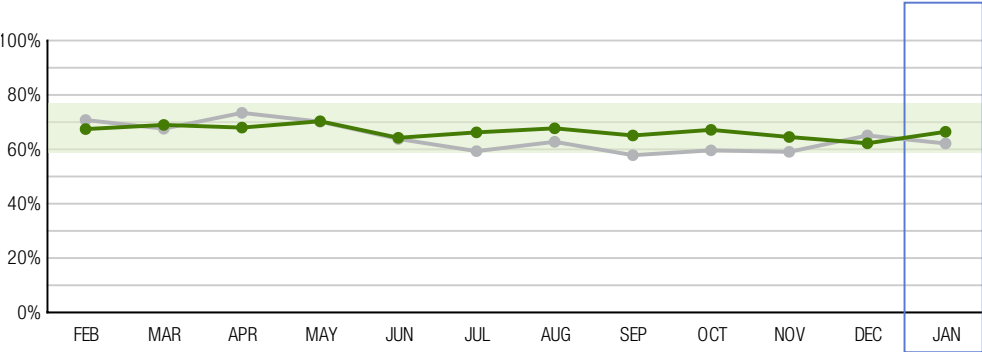
3 year protocol

Current Month: 28.3%
(65/230 patients compliant)



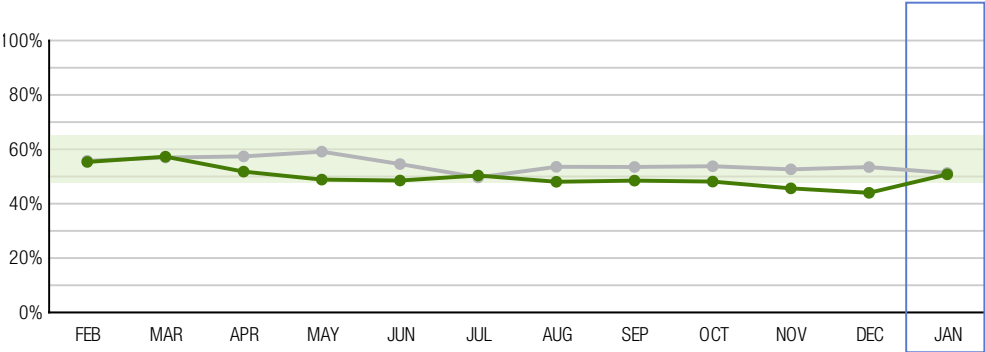
Internal Parasite Coverage ?

Current Month: 66.1%
(152/230 patients compliant)



External Parasite Coverage ?

Current Month: 50.4%
(116/230 patients compliant)



Compliance Trends – Feline ?

How has your practice's compliance changed over the past 24 months?
How does your practice compare to other practices in your region (MO)?

Current Year

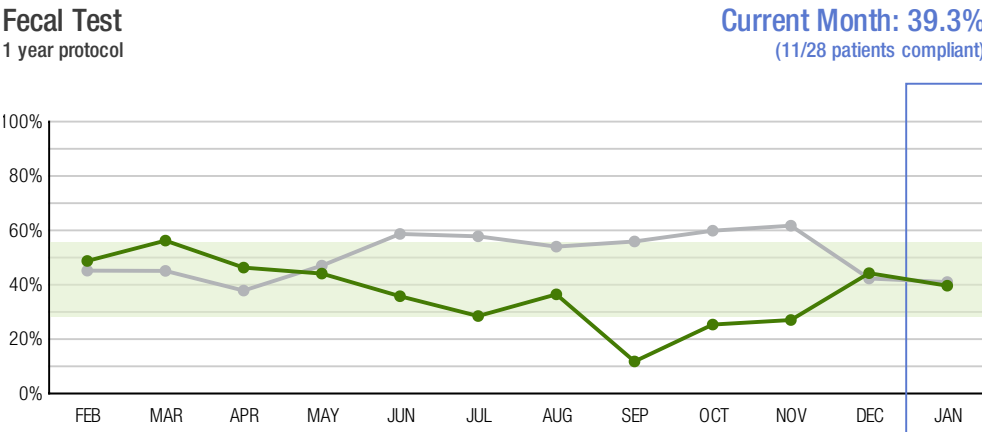
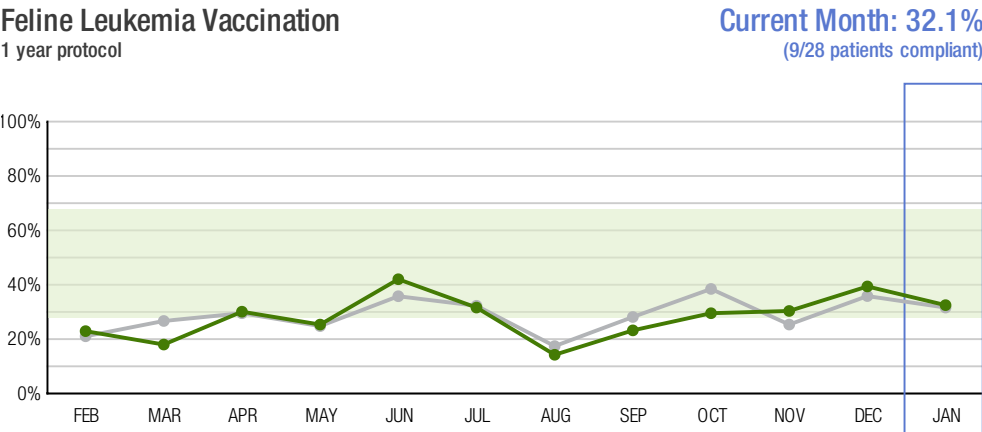
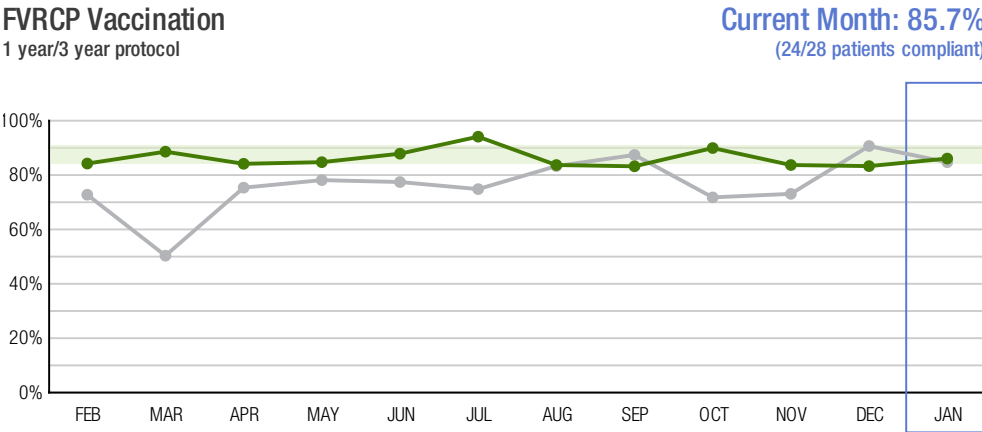
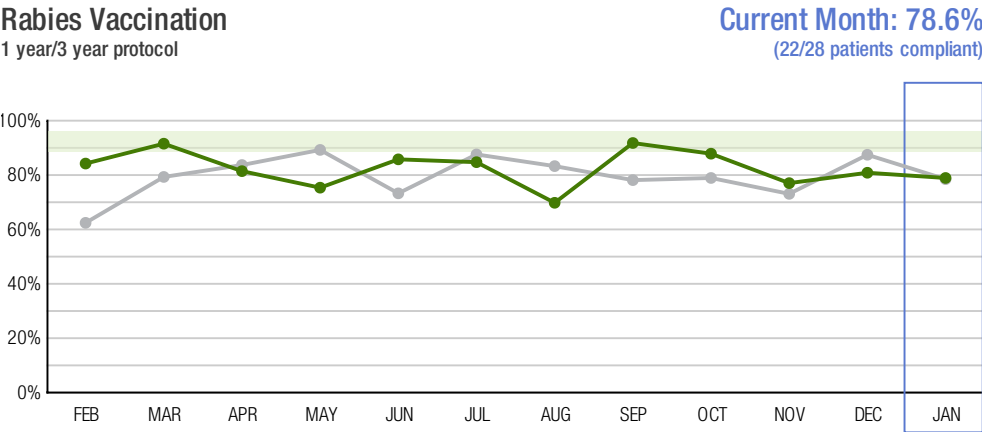
Optimal Benchmark Range ?

Previous Year

[- Patient Audit Appendix](#)

[- Benchmark Numbers Appendix](#)

ALL FELINES ▼



Compliance Trends – Feline ?

How has your practice's compliance changed over the past 24 months?
How does your practice compare to other practices in your region (MO)?

Current Year

Optimal Benchmark Range ?

Previous Year

[- Patient Audit Appendix](#)

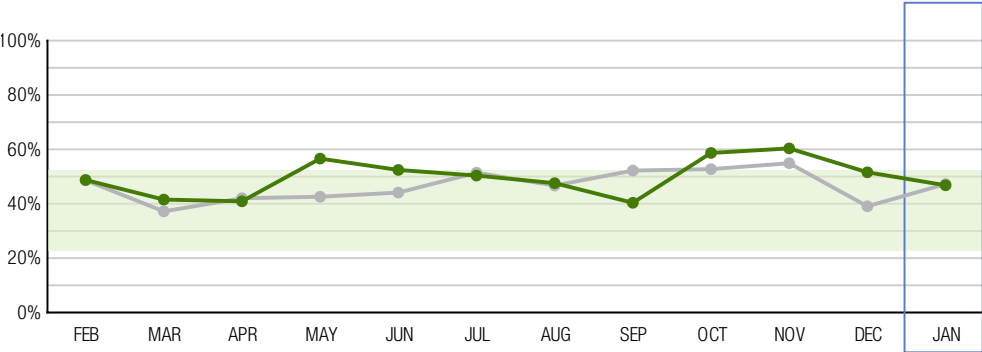
[- Benchmark Numbers Appendix](#)

ALL FELINES

Wellness Bloodwork ?

1 year protocol

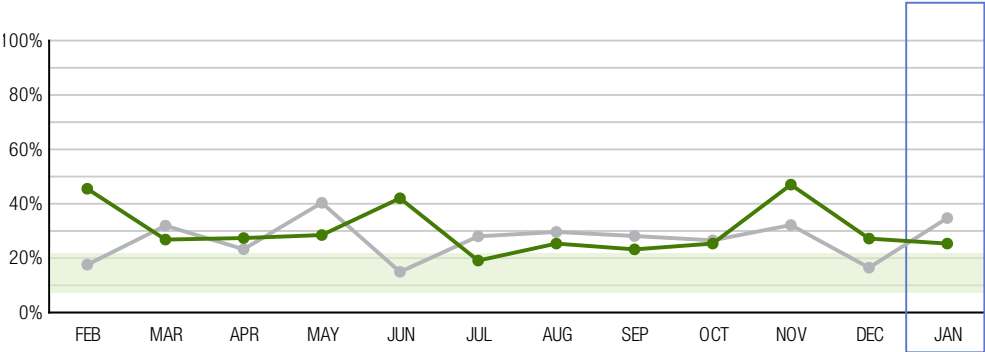
Current Month: 46.4%
(13/28 patients compliant)



Dental Prophylaxis

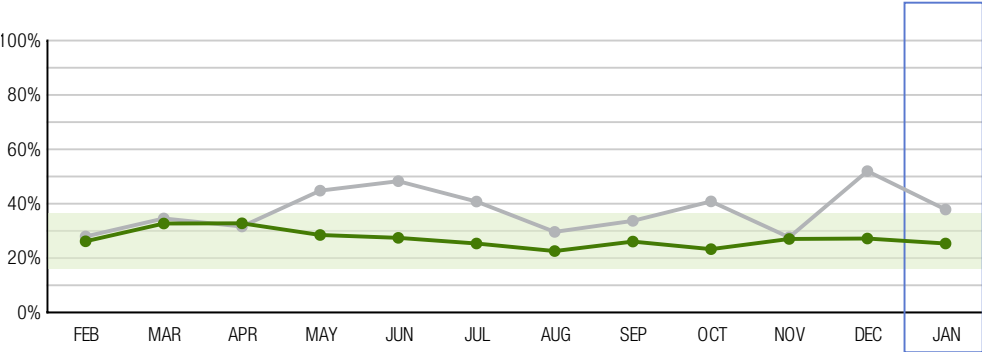
3 year protocol

Current Month: 25%
(7/28 patients compliant)



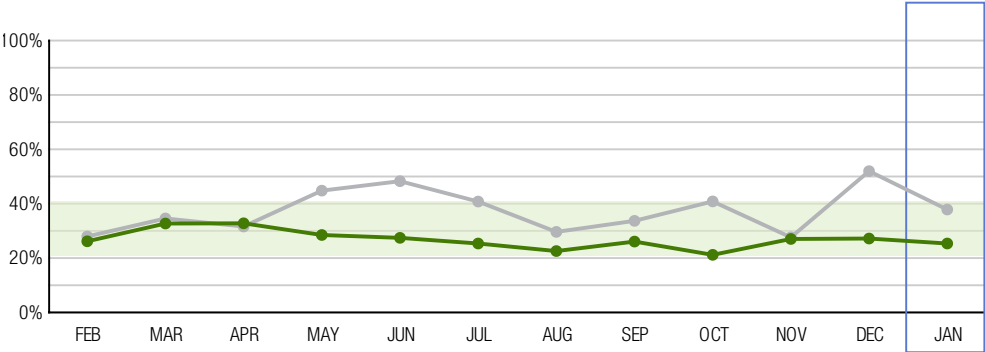
Internal Parasite Coverage ?

Current Month: 25%
(7/28 patients compliant)



External Parasite Coverage ?

Current Month: 25%
(7/28 patients compliant)



Conversion Rate by Doctor – Canine

▲ At or Above Practice Rate

▼ Slightly Below Practice Rate

▼ Significantly Below Practice Rate

- All Doctor Breakdown

How successful was a given doctor at converting non-compliant patients into compliant patients?

MILTON ROHAN (104 PATIENTS)▼



Procedure	Conversion Rate			Successful Conversions
	Practice	Doctor	Doctor Compared to Practice	
Rabies Vaccination	31.3%	25%	- 6 %	7 / 28
DHPP Vaccination	41.9%	34.3%	- 8 %	12 / 35
Leptospirosis Vaccination	63.7%	65.5%	+ 2 %	36 / 55
Bordetella Vaccination	66.4%	67.2%	+ 1 %	41 / 61
Lyme Vaccination	5.7%	10.9%	+ 5 %	10 / 92
Tick Pathogen Test	19.3%	22.9%	+ 4 %	14 / 61
Heartworm Test	56.6%	53.3%	- 3 %	24 / 45
Fecal Test	76.6%	72.9%	- 4 %	43 / 59
Wellness Bloodwork	21.4%	25.8%	+ 4 %	16 / 62
Dental Prophylaxis	4.6%	5.9%	+ 1 %	4 / 68
Internal Parasite Coverage	47.3%	40.9%	- 6 %	27 / 66
External Parasite Coverage	24.5%	17.4%	- 7 %	12 / 69

Conversion Rate by Doctor – Feline

- ▲ At or Above Practice Rate
- ▼ Slightly Below Practice Rate
- ▼ Significantly Below Practice Rate

 - All Doctor Breakdown

How successful was a given doctor at converting non-compliant patients into compliant patients?

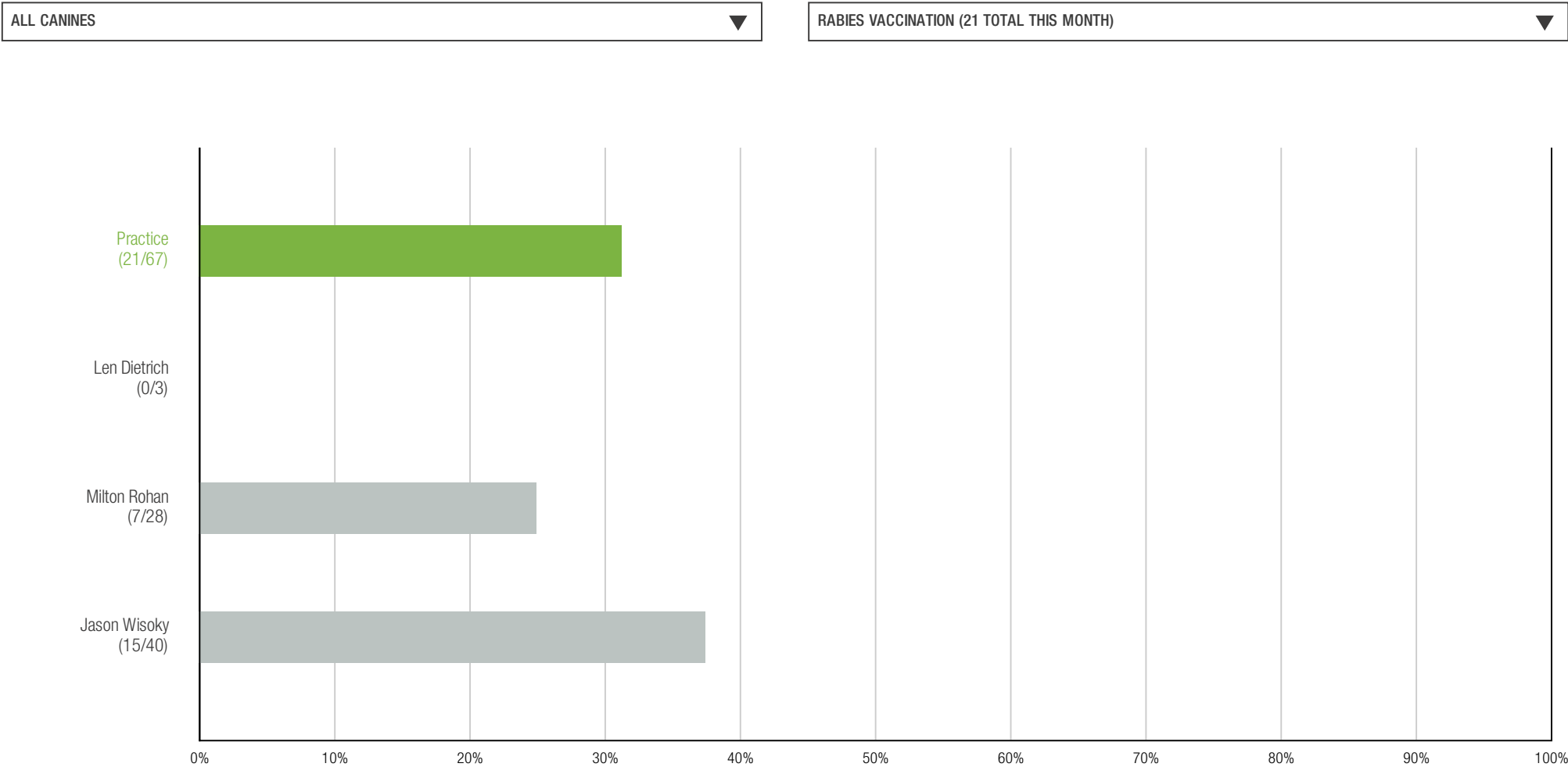
JASON WISOKY (14 PATIENTS) ▼



Procedure	Conversion Rate			Successful Conversions
	Practice	Doctor	Doctor Compared to Practice	
Rabies Vaccination	58.3%	75%	+ 17 %	6 / 8
FVRCP Vaccination	60%	83.3%	+ 23 %	5 / 6
Feline Leukemia Vaccination	13.6%	16.7%	+ 3 %	2 / 12
Fecal Test	26.1%	21.4%	- 5 %	3 / 14
Wellness Bloodwork	23.5%	40%	+ 16 %	4 / 10
Dental Prophylaxis	5.9%	0%	- 6 %	0 / 9
Internal Parasite Coverage	12.5%	0%	- 12 %	0 / 13
External Parasite Coverage	12.5%	0%	- 12 %	0 / 13

Conversion Rate by Procedure – Canine ?

How successful was each doctor at converting non-compliant patients into compliant patients for a given wellness procedure?



Conversion Rate by Procedure – Feline ?

How successful was each doctor at converting non-compliant patients into compliant patients for a given wellness procedure?

ALL FELINES ▼

RABIES VACCINATION (7 TOTAL THIS MONTH) ▼

